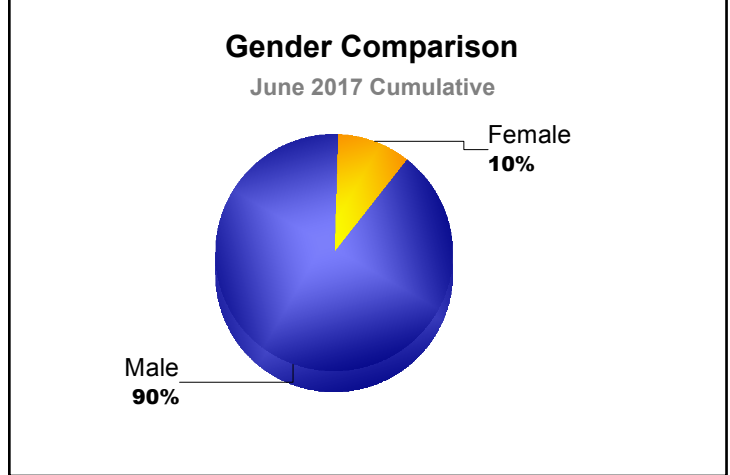
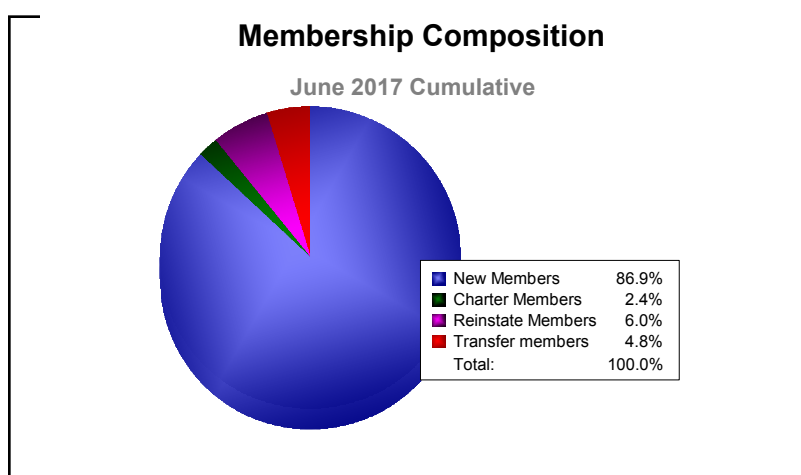
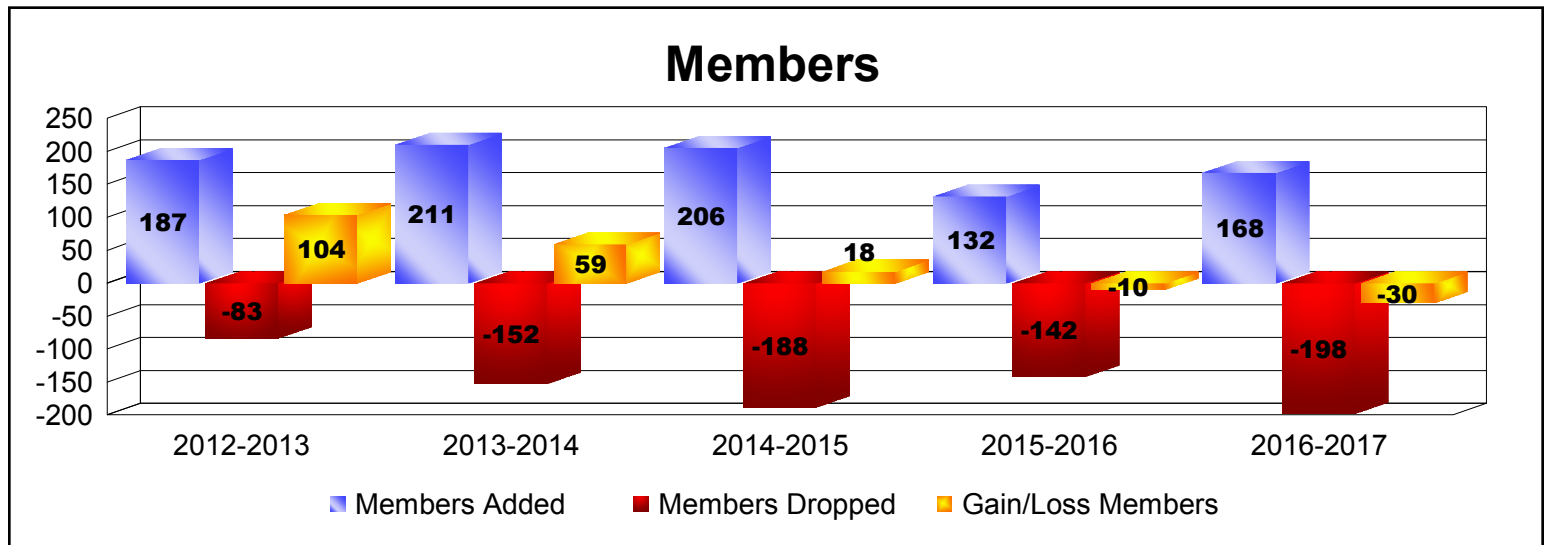
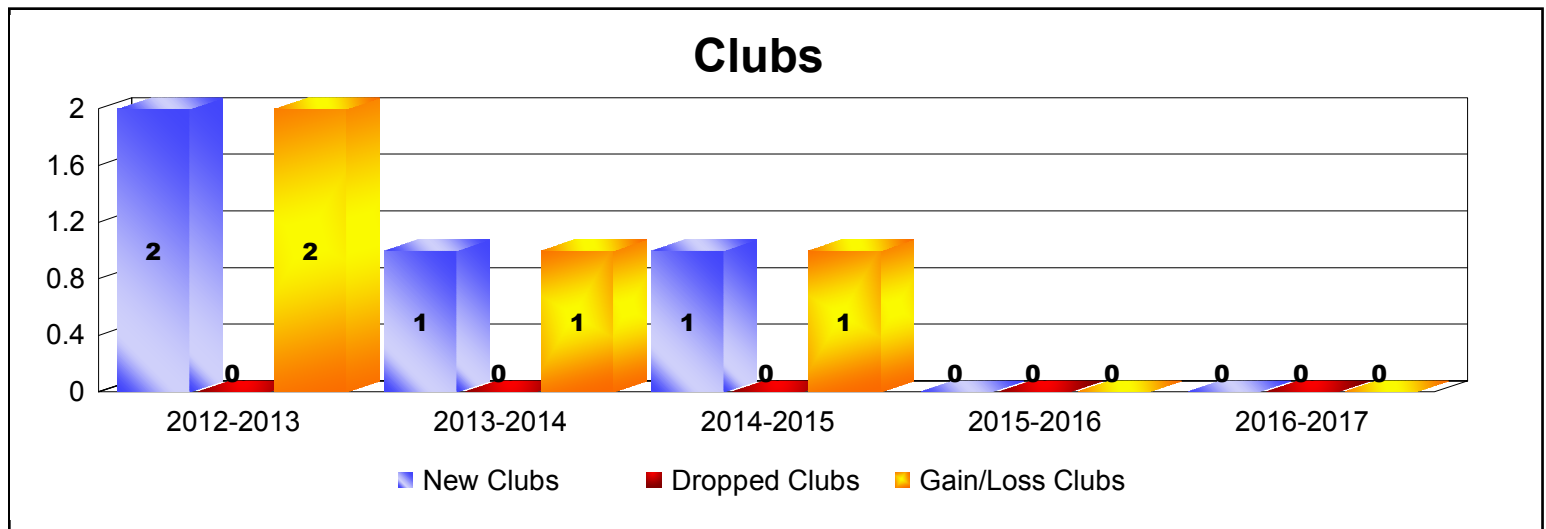


Year	New Clubs	Dropped Clubs	Gain/ Loss Clubs	New Members	Charter Members	Reinstate Members	Transfer Members	Total Member Added	Total Members Dropped	Gain/ Loss Members
2012-2013	2	0	2	120	60	0	7	187	-83	104
2013-2014	1	0	1	169	34	0	8	211	-152	59
2014-2015	1	0	1	154	33	10	9	206	-188	18
2015-2016	0	0	0	106	5	10	11	132	-142	-10
2016-2017	0	0	0	146	4	10	8	168	-198	-30
Average	1	0	1	139	27	6	9	181	-153	28



Year	New Clubs	Dropped Clubs	Gain/ Loss Clubs	New Members	Charter Members	Reinstate Members	Transfer Members	Total Member Added	Total Members Dropped	Gain/ Loss Members
2012-2013	0	0	0	2	0	0	0	2	-4	-2
2013-2014	0	0	0	4	0	0	0	4	-3	1
2014-2015	0	0	0	4	0	0	0	4	-1	3
2015-2016	0	0	0	0	0	0	0	0	-4	-4
2016-2017	0	0	0	6	0	0	0	6	-1	5
Average	0	0	0	3	0	0	0	3	-3	1

